

Cloud Connectivity with Telstra Programmable Network

Your guide to implementing secure, high-capacity,
low latency cloud connectivity.

Find out more



Connectivity needs to move at cloud speed

Cloud technology is now a major part of the mainstream IT mix and is key to competing in a rapidly changing business landscape. However, the rising usage of cloud-based applications can pose serious strain on corporate networks - especially ones tied to physical devices, and traditional contracts.

Effective, enterprise-wide cloud use is hinged on the capability of the underlying network to match the speed and agility promised by cloud services. **Telstra Programmable Network** delivers scalable and low-latency connectivity on demand that empowers businesses to maximise the potential of cloud technology.

A pay-for-what-you-need model paired with software defined networking (SDN) technology frees your organization from long-term contract lock-ins, limited bandwidth and lengthy provisioning times.

TPN has a broad range of network building blocks available on demand, so you can respond quickly and adapt to changing demands, whenever needed globally.

We make it simple

Telstra Programmable Network is designed to reduce IT complexity and empower organisations, to take control over their networking needs through a self-service API driven platform. This enables them to build and subscribe to a range of virtual network services with flexible commercials in near-real time. You can design your organisation's cloud connection using the online Telstra Programmable Network platform and then click to deploy your secure and private connection from your network to your cloud.




Step 1

Design a base topology

Design your high-level network topology for your cloud provider that best suits your organisation's needs. Choose from a public, hybrid or multi-cloud topology. Our advisors can also provide you with support and advice to design a topology that will meet your organisation's specific requirements.

Log in to the TPN platform and use the Network Topology canvas to start drafting up your design. A good place to start is with your Next IP network connection, as TPN integrates seamlessly with your WAN.

Here is an example of a base topology for a hybrid cloud environment



Tip: Keep redundancy in mind

For a robust and resilient cloud connection, ensure you design a redundant topology from your network to your cloud provider of choice. Our experts can help you design a base topology with the ideal redundancy for your organisation.

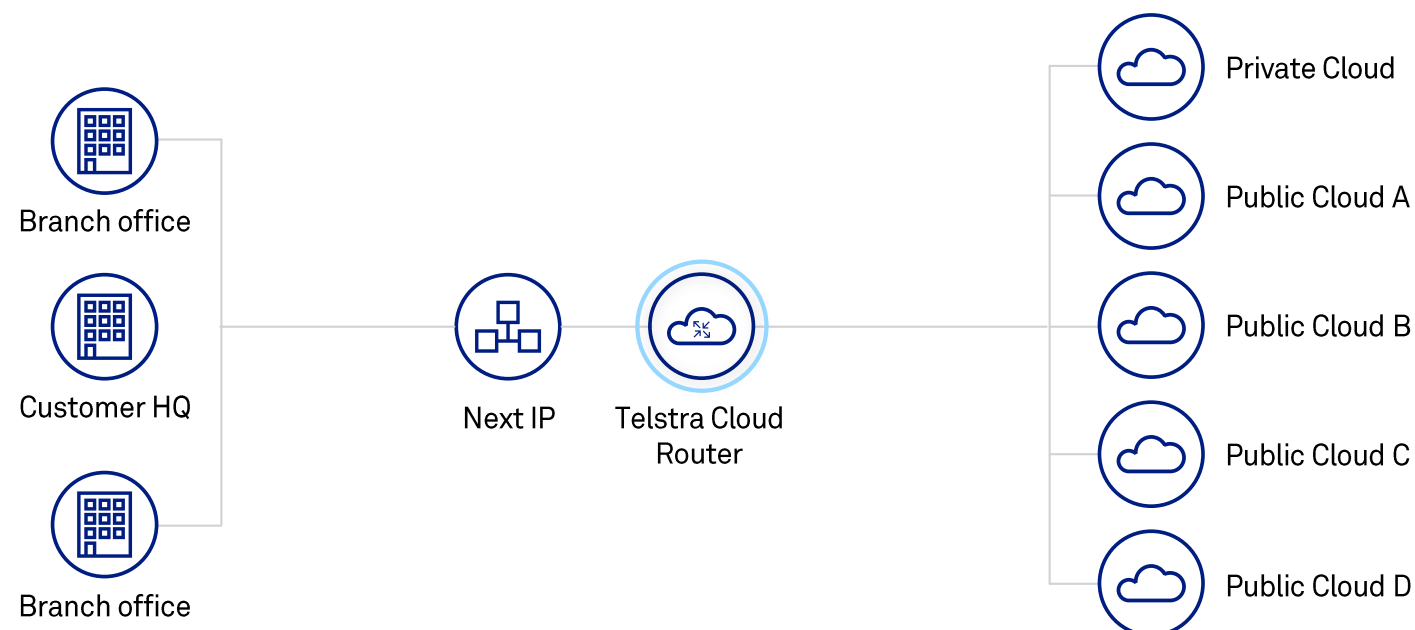
Step 2

Choose your virtual network function

Add a virtual network function (VNF) to manage traffic between your Next IP network and cloud connection. You can browse the TPN Marketplace for VNFs ranging from virtual routers to virtual firewalls and analytics software*. Best of all, because they're virtual instead of hardware devices, they can be deployed in a matter of minutes and are up to date!

For cloud connectivity we recommend using **Telstra Cloud Router**, a custom-built virtual cloud router to simplify the cloud connection process.

* Bring-Your-Own-Licence required for some VNFs



What is Telstra Cloud Router



Telstra Cloud Router is a custom-built virtual cloud router which allows you to easily establish and configure your cloud connections without the need for deep networking expertise with added bonus of licensing included. Available now from the TPN Marketplace. For more information, see telstra.com/cloudrouter

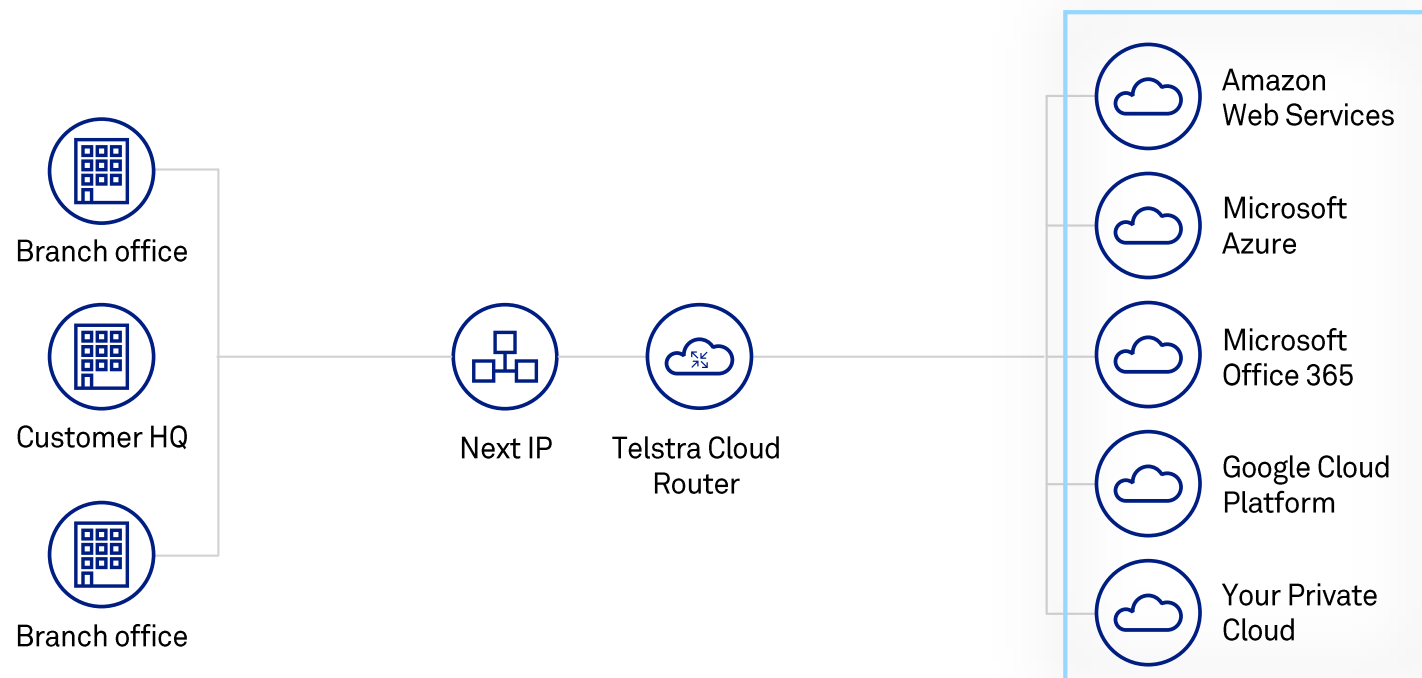
Step 3

Choose your Cloud service provider through the Telstra Programmable Network Global Exchange

TPN Global Exchange is a software-defined partner ecosystem that allows you to connect to a range of global business partners; including other enterprises, software vendors and public cloud providers through our ever-growing partnerships. Choose from the following options to connect to your clouds through TPN:

- a) **Direct connectivity to cloud endpoint through Telstra**
- b) **Connectivity to cloud endpoint through a partner (e.g. Equinix Cloud Exchange)**

Next, select the cloud location you would like to connect to for your chosen exchange partner.



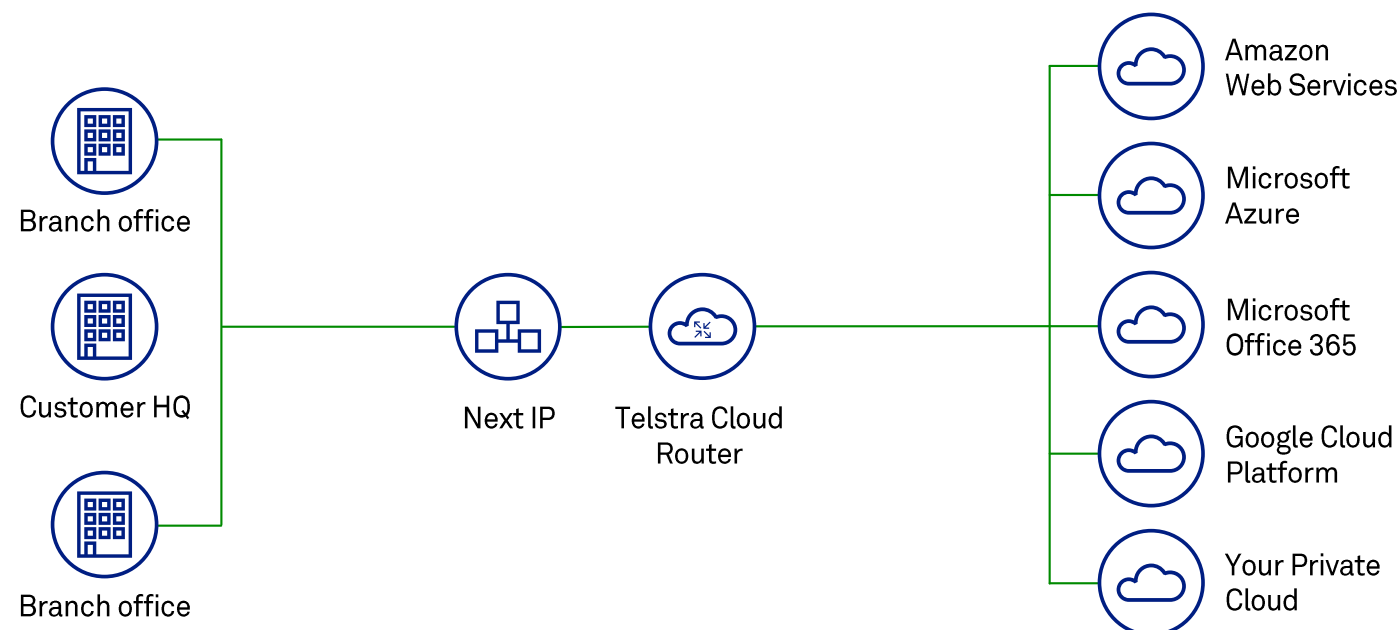
Tip: Which provider do I use for my cloud endpoint?

You can design to have cloud connectivity into both Telstra directly connected cloud providers and Equinix Cloud Exchange, to give you provider redundancy and piece of mind for clouds in the same location.

Step 4

Create flows and deploy

Create flows between your network, VNFs and cloud provider(s) that you have just selected by dragging and dropping one endpoint onto another. You can choose from a range of parameters here including contract term, latency and bandwidth, to suit your needs. Once you are happy with your network design, click Deploy to see your connections come to life in a matter of minutes!



Key organisational benefits of cloud connectivity with Telstra Programmable Network



Improved application performance

With Telstra Programmable Network you get bandwidth on demand high capacity, low latency connectivity, meaning your applications can perform at their best.



Improved experience

By using a virtual network function such as Telstra Cloud Router you can easily manage traffic from your Next IP network to cloud, without the need for deep technical expertise or separate licence procurement.



Flexibility

TPN's self-serve portal gives you control of your services, allowing you to scale depending on your changing business needs at any time globally. It also offers bandwidth flexibility so you can experiment with new services and initiatives, while continuing to operate in an agile environment.

Contact your Telstra Account Representative or visit
telstra.com/programmable-network